

Table: ACSDP5Y2021.DP05


DEMOGRAPHIC CHARACTERISTICS			
American Community Survey 2017-2021		Berkshire town, Tioga County, New York	
Label	Estimate	Percent	
SEX AND AGE			
Total population	1,205	1,205	
Male	625	51.9%	
Female	580	48.1%	
Sex ratio (males per 100 females)	107.8	(X)	
Under 5 years	65	5.4%	
5 to 9 years	76	6.3%	
10 to 14 years	92	7.6%	
15 to 19 years	74	6.1%	
20 to 24 years	65	5.4%	
25 to 34 years	89	7.4%	
35 to 44 years	180	14.9%	
45 to 54 years	163	13.5%	
55 to 59 years	106	8.8%	
60 to 64 years	77	6.4%	
65 to 74 years	109	9.0%	
75 to 84 years	81	6.7%	
85 years and over	28	2.3%	
Median age (years)	43.4	(X)	
Under 18 years	282	23.4%	
16 years and over	930	77.2%	
18 years and over	923	76.6%	
21 years and over	895	74.3%	
62 years and over	243	20.2%	
65 years and over	218	18.1%	
18 years and over	923	923	
Male	463	50.2%	
Female	460	49.8%	
Sex ratio (males per 100 females)	100.7	(X)	
65 years and over	218	218	
Male	86	39.4%	
Female	132	60.6%	
Sex ratio (males per 100 females)	65.2	(X)	
RACE			
Total population	1,205	1,205	
One race	1,185	98.3%	
Two or more races	20	1.7%	

Table: ACSDP5Y2021.DP05

DEMOGRAPHIC CHARACTERISTICS		United States® Census Bureau
American Community Survey 2017-2021	Berkshire town, Tioga County, New York	
Label	Estimate	Percent
One race	1,185	98.3%
White	1,185	98.3%
Black or African American	0	0.0%
American Indian and Alaska Native	0	0.0%
Cherokee tribal grouping	0	0.0%
Chippewa tribal grouping	0	0.0%
Navajo tribal grouping	0	0.0%
Sioux tribal grouping	0	0.0%
Asian	0	0.0%
Asian Indian	0	0.0%
Chinese	0	0.0%
Filipino	0	0.0%
Japanese	0	0.0%
Korean	0	0.0%
Vietnamese	0	0.0%
Other Asian	0	0.0%
Native Hawaiian and Other Pacific Islander	0	0.0%
Native Hawaiian	0	0.0%
Chamorro	0	0.0%
Samoan	0	0.0%
Other Pacific Islander	0	0.0%
Some other race	0	0.0%
Two or more races	20	1.7%
White and Black or African American	0	0.0%
White and American Indian and Alaska Native	16	1.3%
White and Asian	0	0.0%
Black or African American and American Indian and Alaska Native	0	0.0%
Race alone or in combination with one or more other races		
Total population	1,205	1,205
White	1,205	100.0%
Black or African American	0	0.0%
American Indian and Alaska Native	16	1.3%

Table: ACSDP5Y2021.DP05

DEMOGRAPHIC CHARACTERISTICS		United States® Census Bureau
American Community Survey 2017-2021	Berkshire town, Tioga County, New York	
Label	Estimate	Percent
Asian	0	0.0%
Native Hawaiian and Other Pacific Islander	0	0.0%
Some other race	4	0.3%
HISPANIC OR LATINO AND RACE		
Total population	1,205	1,205
Hispanic or Latino (of any race)	5	0.4%
Mexican	5	0.4%
Puerto Rican	0	0.0%
Cuban	0	0.0%
Other Hispanic or Latino	0	0.0%
Not Hispanic or Latino	1,200	99.6%
White alone	1,180	97.9%
Black or African American alone	0	0.0%
American Indian and Alaska Native alone	0	0.0%
Asian alone	0	0.0%
Native Hawaiian and Other Pacific Islander alone	0	0.0%
Some other race alone	0	0.0%
Two or more races	20	1.7%
Two races including Some other race	4	0.3%
Two races excluding Some other race, and Three or more races	16	1.3%
Total housing units	516	(X)
CITIZEN, VOTING AGE POPULATION		
Citizen, 18 and over population	923	923
Male	463	50.2%
Female	460	49.8%

Table: ACSDP5Y2021.DP03


SELECTED ECONOMIC CHARACTERISTICS			
American Community Survey 2017-2021	Berkshire town, Tioga County, New York		
Label	Estimate	Percent	
EMPLOYMENT STATUS			
Population 16 years and over	930	930	
In labor force	584	62.8%	
Civilian labor force	584	62.8%	
Employed	556	59.8%	
Unemployed	28	3.0%	
Armed Forces	0	0.0%	
Not in labor force	346	37.2%	
Civilian labor force	584	584	
Unemployment Rate	(X)	4.8%	
Females 16 years and over	460	460	
In labor force	263	57.2%	
Civilian labor force	263	57.2%	
Employed	260	56.5%	
Own children of the householder under 6 years	78	78	
All parents in family in labor force	75	96.2%	
Own children of the householder 6 to 17 years	177	177	
All parents in family in labor force	142	80.2%	
COMMUTING TO WORK			
Workers 16 years and over	555	555	
Car, truck, or van -- drove alone	446	80.4%	
Car, truck, or van -- carpooled	70	12.6%	
Public transportation (excluding taxicab)	0	0.0%	
Walked	28	5.0%	
Other means	9	1.6%	
Worked from home	2	0.4%	
Mean travel time to work (minutes)	29.7	(X)	
OCCUPATION			
Civilian employed population 16 years and over	556	556	
Management, business, science, and arts occupations	219	39.4%	
Service occupations	75	13.5%	

Table: ACSDP5Y2021.DP03

SELECTED ECONOMIC CHARACTERISTICS		United States® Census Bureau
American Community Survey 2017-2021	Berkshire town, Tioga County, New York	
Label	Estimate	Percent
Sales and office occupations	103	18.5%
Natural resources, construction, and maintenance occupations	75	13.5%
Production, transportation, and material moving occupations	84	15.1%
INDUSTRY		
Civilian employed population 16 years and over	556	556
Agriculture, forestry, fishing and hunting, and mining	28	5.0%
Construction	51	9.2%
Manufacturing	85	15.3%
Wholesale trade	2	0.4%
Retail trade	55	9.9%
Transportation and warehousing, and utilities	15	2.7%
Information	4	0.7%
Finance and insurance, and real estate and rental and leasing	0	0.0%
Professional, scientific, and management, and administrative and waste management services	77	13.8%
Educational services, and health care and social assistance	165	29.7%
Arts, entertainment, and recreation, and accommodation and food services	19	3.4%
Other services, except public administration	25	4.5%
Public administration	30	5.4%
CLASS OF WORKER		
Civilian employed population 16 years and over	556	556

SELECTED ECONOMIC CHARACTERISTICS		United States® Census Bureau
American Community Survey 2017-2021	Berkshire town, Tioga County, New York	
Label	Estimate	Percent
Private wage and salary workers	442	79.5%
Government workers	75	13.5%
Self-employed in own not incorporated business workers	39	7.0%
Unpaid family workers	0	0.0%
INCOME AND BENEFITS (IN 2021 INFLATION-ADJUSTED DOLLARS)		
Total households	471	471
Less than \$10,000	9	1.9%
\$10,000 to \$14,999	25	5.3%
\$15,000 to \$24,999	50	10.6%
\$25,000 to \$34,999	56	11.9%
\$35,000 to \$49,999	28	5.9%
\$50,000 to \$74,999	98	20.8%
\$75,000 to \$99,999	68	14.4%
\$100,000 to \$149,999	72	15.3%
\$150,000 to \$199,999	38	8.1%
\$200,000 or more	27	5.7%
Median household income (dollars)	65,417	(X)
Mean household income (dollars)	91,307	(X)
With earnings	327	69.4%
Mean earnings (dollars)	103,045	(X)
With Social Security	162	34.4%
Mean Social Security income (dollars)	22,833	(X)
With retirement income	134	28.5%
Mean retirement income (dollars)	20,872	(X)
With Supplemental Security Income	13	2.8%
Mean Supplemental Security Income (dollars)	11,269	(X)
With cash public assistance income	27	5.7%
Mean cash public assistance income (dollars)	3,041	(X)

Table: ACSDP5Y2021.DP03

SELECTED ECONOMIC CHARACTERISTICS		United States® Census Bureau
American Community Survey 2017-2021	Berkshire town, Tioga County, New York	
Label	Estimate	Percent
With Food Stamp/SNAP benefits in the past 12 months	66	14.0%
Families	338	338
Less than \$10,000	6	1.8%
\$10,000 to \$14,999	7	2.1%
\$15,000 to \$24,999	9	2.7%
\$25,000 to \$34,999	28	8.3%
\$35,000 to \$49,999	33	9.8%
\$50,000 to \$74,999	78	23.1%
\$75,000 to \$99,999	50	14.8%
\$100,000 to \$149,999	65	19.2%
\$150,000 to \$199,999	35	10.4%
\$200,000 or more	27	8.0%
Median family income (dollars)	76,667	(X)
Mean family income (dollars)	110,264	(X)
Per capita income (dollars)	36,663	(X)
Nonfamily households	133	133
Median nonfamily income (dollars)	28,203	(X)
Mean nonfamily income (dollars)	37,774	(X)
Median earnings for workers (dollars)	37,969	(X)
Median earnings for male full- time, year-round workers (dollars)	60,962	(X)
Median earnings for female full- time, year-round workers (dollars)	38,611	(X)
HEALTH INSURANCE COVERAGE		
Civilian noninstitutionalized population	1,205	1,205
With health insurance coverage	1,150	95.4%
With private health insurance	893	74.1%
With public coverage	461	38.3%

Table: ACSDP5Y2021.DP03

SELECTED ECONOMIC CHARACTERISTICS		United States® Census Bureau
American Community Survey 2017-2021	Berkshire town, Tioga County, New York	
Label	Estimate	Percent
No health insurance coverage	55	4.6%
Civilian noninstitutionalized population under 19 years	295	295
No health insurance coverage	8	2.7%
Civilian noninstitutionalized population 19 to 64 years	692	692
In labor force:	540	540
Employed:	512	512
With health insurance coverage	479	93.6%
With private health insurance	416	81.3%
With public coverage	88	17.2%
No health insurance coverage	33	6.4%
Unemployed:	28	28
With health insurance coverage	17	60.7%
With private health insurance	10	35.7%
With public coverage	10	35.7%
No health insurance coverage	11	39.3%
Not in labor force:	152	152
With health insurance coverage	149	98.0%
With private health insurance	102	67.1%
With public coverage	62	40.8%
No health insurance coverage	3	2.0%
PERCENTAGE OF FAMILIES AND PEOPLE WHOSE INCOME IN THE PAST 12 MONTHS IS BELOW THE POVERTY LEVEL		
All families	(X)	7.4%
With related children of the householder under 18 years	(X)	21.0%

SELECTED ECONOMIC CHARACTERISTICS		United States® Census Bureau
American Community Survey 2017-2021	Berkshire town, Tioga County, New York	
Label	Estimate	Percent
With related children of the householder under 5 years only	(X)	100.0%
Married couple families	(X)	0.0%
With related children of the householder under 18 years	(X)	0.0%
With related children of the householder under 5 years only	(X)	-
Families with female householder, no spouse present	(X)	33.3%
With related children of the householder under 18 years	(X)	40.0%
With related children of the householder under 5 years only	(X)	-
All people	(X)	11.5%
Under 18 years	(X)	20.1%
Related children of the householder under 18 years	(X)	20.1%
Related children of the householder under 5 years	(X)	40.0%
Related children of the householder 5 to 17 years	(X)	14.0%
18 years and over	(X)	8.9%
18 to 64 years	(X)	10.9%
65 years and over	(X)	2.3%
People in families	(X)	8.4%
Unrelated individuals 15 years and over	(X)	27.9%


SELECTED HOUSING CHARACTERISTICS			
American Community Survey 2017-2021		Berkshire town, Tioga County, New York	
Label	Estimate	Percent	
HOUSING OCCUPANCY			
Total housing units	516	516	
Occupied housing units	471	91.3%	
Vacant housing units	45	8.7%	
Homeowner vacancy rate	1.9	(X)	
Rental vacancy rate	0.0	(X)	
UNITS IN STRUCTURE			
Total housing units	516	516	
1-unit, detached	372	72.1%	
1-unit, attached	4	0.8%	
2 units	4	0.8%	
3 or 4 units	9	1.7%	
5 to 9 units	0	0.0%	
10 to 19 units	0	0.0%	
20 or more units	0	0.0%	
Mobile home	127	24.6%	
Boat, RV, van, etc.	0	0.0%	
YEAR STRUCTURE BUILT			
Total housing units	516	516	
Built 2020 or later	0	0.0%	
Built 2010 to 2019	23	4.5%	
Built 2000 to 2009	56	10.9%	
Built 1990 to 1999	86	16.7%	
Built 1980 to 1989	39	7.6%	
Built 1970 to 1979	106	20.5%	
Built 1960 to 1969	31	6.0%	
Built 1950 to 1959	27	5.2%	
Built 1940 to 1949	12	2.3%	
Built 1939 or earlier	136	26.4%	
ROOMS			
Total housing units	516	516	
1 room	0	0.0%	
2 rooms	17	3.3%	
3 rooms	19	3.7%	
4 rooms	73	14.1%	
5 rooms	84	16.3%	
6 rooms	79	15.3%	
7 rooms	77	14.9%	
8 rooms	56	10.9%	
9 rooms or more	111	21.5%	


Table: ACSDP5Y2021.DP04

SELECTED HOUSING CHARACTERISTICS		United States [®] Census Bureau
American Community Survey 2017-2021	Berkshire town, Tioga County, New York	
Label	Estimate	Percent
Median rooms	6.3	(X)
BEDROOMS		
Total housing units	516	516
No bedroom	0	0.0%
1 bedroom	43	8.3%
2 bedrooms	97	18.8%
3 bedrooms	260	50.4%
4 bedrooms	86	16.7%
5 or more bedrooms	30	5.8%
HOUSING TENURE		
Occupied housing units	471	471
Owner-occupied	410	87.0%
Renter-occupied	61	13.0%
Average household size of owner-occupied unit	2.48	(X)
Average household size of renter-occupied unit	3.11	(X)
YEAR HOUSEHOLDER MOVED INTO UNIT		
Occupied housing units	471	471
Moved in 2019 or later	8	1.7%
Moved in 2015 to 2018	92	19.5%
Moved in 2010 to 2014	44	9.3%
Moved in 2000 to 2009	96	20.4%
Moved in 1990 to 1999	91	19.3%
Moved in 1989 and earlier	140	29.7%
VEHICLES AVAILABLE		
Occupied housing units	471	471
No vehicles available	36	7.6%
1 vehicle available	143	30.4%
2 vehicles available	174	36.9%
3 or more vehicles available	118	25.1%
HOUSE HEATING FUEL		
Occupied housing units	471	471
Utility gas	0	0.0%
Bottled, tank, or LP gas	103	21.9%
Electricity	32	6.8%
Fuel oil, kerosene, etc.	178	37.8%
Coal or coke	56	11.9%
Wood	88	18.7%

Table: ACSDP5Y2021.DP04

SELECTED HOUSING CHARACTERISTICS		United States® Census Bureau
American Community Survey 2017-2021	Berkshire town, Tioga County, New York	
Label	Estimate	Percent
Solar energy	0	0.0%
Other fuel	14	3.0%
No fuel used	0	0.0%
SELECTED CHARACTERISTICS		
Occupied housing units	471	471
Lacking complete plumbing facilities	3	0.6%
Lacking complete kitchen facilities	3	0.6%
No telephone service available	5	1.1%
OCCUPANTS PER ROOM		
Occupied housing units	471	471
1.00 or less	460	97.7%
1.01 to 1.50	11	2.3%
1.51 or more	0	0.0%
VALUE		
Owner-occupied units	410	410
Less than \$50,000	35	8.5%
\$50,000 to \$99,999	133	32.4%
\$100,000 to \$149,999	88	21.5%
\$150,000 to \$199,999	57	13.9%
\$200,000 to \$299,999	67	16.3%
\$300,000 to \$499,999	27	6.6%
\$500,000 to \$999,999	3	0.7%
\$1,000,000 or more	0	0.0%
Median (dollars)	122,600	(X)
MORTGAGE STATUS		
Owner-occupied units	410	410
Housing units with a mortgage	174	42.4%
Housing units without a mortgage	236	57.6%
SELECTED MONTHLY OWNER COSTS (SMOC)		
Housing units with a mortgage	174	174
Less than \$500	0	0.0%
\$500 to \$999	37	21.3%
\$1,000 to \$1,499	43	24.7%
\$1,500 to \$1,999	54	31.0%

Table: ACSDP5Y2021.DP04

SELECTED HOUSING CHARACTERISTICS			
American Community Survey 2017-2021		Berkshire town, Tioga County, New York	
Label	Estimate	Percent	
\$2,000 to \$2,499	18	10.3%	
\$2,500 to \$2,999	15	8.6%	
\$3,000 or more	7	4.0%	
Median (dollars)	1,542	(X)	
Housing units without a mortgage	236	236	
Less than \$250	37	15.7%	
\$250 to \$399	49	20.8%	
\$400 to \$599	59	25.0%	
\$600 to \$799	44	18.6%	
\$800 to \$999	17	7.2%	
\$1,000 or more	30	12.7%	
Median (dollars)	478	(X)	
SELECTED MONTHLY OWNER COSTS AS A PERCENTAGE OF HOUSEHOLD INCOME (SMOCAPI)			
Housing units with a mortgage (excluding units where SMOCAPI cannot be computed)	174	174	
Less than 20.0 percent	97	55.7%	
20.0 to 24.9 percent	16	9.2%	
25.0 to 29.9 percent	19	10.9%	
30.0 to 34.9 percent	10	5.7%	
35.0 percent or more	32	18.4%	
Not computed	0	(X)	
Housing unit without a mortgage (excluding units where SMOCAPI cannot be computed)	236	236	
Less than 10.0 percent	82	34.7%	
10.0 to 14.9 percent	53	22.5%	
15.0 to 19.9 percent	22	9.3%	
20.0 to 24.9 percent	32	13.6%	
25.0 to 29.9 percent	17	7.2%	
30.0 to 34.9 percent	12	5.1%	
35.0 percent or more	18	7.6%	
Not computed	0	(X)	
GROSS RENT			

SELECTED HOUSING CHARACTERISTICS		United States® Census Bureau
American Community Survey 2017-2021	Berkshire town, Tioga County, New York	
Label	Estimate	Percent
Occupied units paying rent	61	61
Less than \$500	0	0.0%
\$500 to \$999	32	52.5%
\$1,000 to \$1,499	11	18.0%
\$1,500 to \$1,999	16	26.2%
\$2,000 to \$2,499	2	3.3%
\$2,500 to \$2,999	0	0.0%
\$3,000 or more	0	0.0%
Median (dollars)	963	(X)
No rent paid	0	(X)
GROSS RENT AS A PERCENTAGE OF HOUSEHOLD INCOME (GRAPI)		
Occupied units paying rent (excluding units where GRAPI cannot be computed)	61	61
Less than 15.0 percent	10	16.4%
15.0 to 19.9 percent	9	14.8%
20.0 to 24.9 percent	11	18.0%
25.0 to 29.9 percent	2	3.3%
30.0 to 34.9 percent	0	0.0%
35.0 percent or more	29	47.5%
Not computed	0	(X)

Table: ACSDP5Y2021.DP02

SELECTED SOCIAL CHARACTERISTICS		United States® Census Bureau
American Community Survey 2017-2021	Berkshire town, Tioga County, New York	
Label	Estimate	Percent
HOUSEHOLDS BY TYPE		
Total households	471	471
Married-couple household	266	56.5%
With children of the householder under 18 years	62	13.2%
Cohabiting couple household	48	10.2%
With children of the householder under 18 years	21	4.5%
Male householder, no spouse/partner present	50	10.6%
With children of the householder under 18 years	2	0.4%
Householder living alone	37	7.9%
65 years and over	3	0.6%
Female householder, no spouse/partner present	107	22.7%
With children of the householder under 18 years	14	3.0%
Householder living alone	83	17.6%
65 years and over	61	13.0%
Households with one or more people under 18 years	119	25.3%
Households with one or more people 65 years and over	155	32.9%
Average household size	2.56	(X)
Average family size	2.99	(X)
RELATIONSHIP		
Population in households	1,205	1,205
Householder	471	39.1%
Spouse	282	23.4%
Unmarried partner	51	4.2%
Child	342	28.4%
Other relatives	50	4.1%
Other nonrelatives	9	0.7%
MARITAL STATUS		
Males 15 years and over	502	502
Never married	142	28.3%
Now married, except separated	292	58.2%

Table: ACSDP5Y2021.DP02

SELECTED SOCIAL CHARACTERISTICS		United States [®] Census Bureau
American Community Survey 2017-2021	Berkshire town, Tioga County, New York	
Label	Estimate	Percent
Separated	5	1.0%
Widowed	12	2.4%
Divorced	51	10.2%
Females 15 years and over	470	470
Never married	89	18.9%
Now married, except separated	286	60.9%
Separated	8	1.7%
Widowed	48	10.2%
Divorced	39	8.3%
FERTILITY		
Number of women 15 to 50 years old who had a birth in the past 12 months	5	5
Unmarried women (widowed, divorced, and never married)	2	40.0%
Per 1,000 unmarried women	22	(X)
Per 1,000 women 15 to 50 years old	24	(X)
Per 1,000 women 15 to 19 years old	0	(X)
Per 1,000 women 20 to 34 years old	38	(X)
Per 1,000 women 35 to 50 years old	17	(X)
GRANDPARENTS		
Number of grandparents living with own grandchildren under 18 years	42	42
Grandparents responsible for grandchildren	26	61.9%
Years responsible for grandchildren		
Less than 1 year	0	0.0%
1 or 2 years	0	0.0%
3 or 4 years	9	21.4%
5 or more years	17	40.5%

Table: ACSDP5Y2021.DP02

SELECTED SOCIAL CHARACTERISTICS		United States® Census Bureau
American Community Survey 2017-2021	Berkshire town, Tioga County, New York	
Label	Estimate	Percent
Number of grandparents responsible for own grandchildren under 18 years	26	26
Who are female	14	53.8%
Who are married	26	100.0%
SCHOOL ENROLLMENT		
Population 3 years and over enrolled in school	289	289
Nursery school, preschool	32	11.1%
Kindergarten	22	7.6%
Elementary school (grades 1-8)	145	50.2%
High school (grades 9-12)	55	19.0%
College or graduate school	35	12.1%
EDUCATIONAL ATTAINMENT		
Population 25 years and over	833	833
Less than 9th grade	32	3.8%
9th to 12th grade, no diploma	61	7.3%
High school graduate (includes equivalency)	332	39.9%
Some college, no degree	138	16.6%
Associate's degree	110	13.2%
Bachelor's degree	87	10.4%
Graduate or professional degree	73	8.8%
High school graduate or higher	740	88.8%
Bachelor's degree or higher	160	19.2%
VETERAN STATUS		
Civilian population 18 years and over	923	923
Civilian veterans	98	10.6%
DISABILITY STATUS OF THE CIVILIAN NONINSTITUTIONALIZED POPULATION		
Total Civilian Noninstitutionalized Population	1,205	1,205
With a disability	202	16.8%

Table: ACSDP5Y2021.DP02

SELECTED SOCIAL CHARACTERISTICS			
American Community Survey 2017-2021	Berkshire town, Tioga County, New York		
Label	Estimate	Percent	
Under 18 years	282	282	
With a disability	14	5.0%	
18 to 64 years	705	705	
With a disability	102	14.5%	
65 years and over	218	218	
With a disability	86	39.4%	
RESIDENCE 1 YEAR AGO			
Population 1 year and over	1,200	1,200	
Same house	1,122	93.5%	
Different house (in the U.S. or abroad)	78	6.5%	
Different house in the U.S.	78	6.5%	
Same county	56	4.7%	
Different county	22	1.8%	
Same state	18	1.5%	
Different state	4	0.3%	
Abroad	0	0.0%	
PLACE OF BIRTH			
Total population	1,205	1,205	
Native	1,202	99.8%	
Born in United States	1,202	99.8%	
State of residence	1,017	84.4%	
Different state	185	15.4%	
Born in Puerto Rico, U.S. Island areas, or born abroad to American parent(s)	0	0.0%	
Foreign born	3	0.2%	
U.S. CITIZENSHIP STATUS			
Foreign-born population	3	3	
Naturalized U.S. citizen	3	100.0%	
Not a U.S. citizen	0	0.0%	
YEAR OF ENTRY			
Population born outside the United States	3	3	
Native	0	0	
Entered 2010 or later	0	-	
Entered before 2010	0	-	
Foreign born	3	3	
Entered 2010 or later	0	0.0%	
Entered before 2010	3	100.0%	

Table: ACSDP5Y2021.DP02

SELECTED SOCIAL CHARACTERISTICS			
American Community Survey 2017-2021	Berkshire town, Tioga County, New York		
Label	Estimate	Percent	
WORLD REGION OF BIRTH OF FOREIGN BORN			
Foreign-born population, excluding population born at sea	3	3	
Europe	3	100.0%	
Asia	0	0.0%	
Africa	0	0.0%	
Oceania	0	0.0%	
Latin America	0	0.0%	
Northern America	0	0.0%	
LANGUAGE SPOKEN AT HOME			
Population 5 years and over	1,140	1,140	
English only	1,119	98.2%	
Language other than English	21	1.8%	
Speak English less than "very well"	3	0.3%	
Spanish	7	0.6%	
Speak English less than "very well"	0	0.0%	
Other Indo-European languages	11	1.0%	
Speak English less than "very well"	0	0.0%	
Asian and Pacific Islander languages	0	0.0%	
Speak English less than "very well"	0	0.0%	
Other languages	3	0.3%	
Speak English less than "very well"	3	0.3%	
ANCESTRY			
Total population	1,205	1,205	
American	103	8.5%	
Arab	0	0.0%	
Czech	3	0.2%	
Danish	0	0.0%	
Dutch	45	3.7%	
English	203	16.8%	
French (except Basque)	17	1.4%	

Table: ACSDP5Y2021.DP02

SELECTED SOCIAL CHARACTERISTICS		United States® Census Bureau
American Community Survey 2017-2021	Berkshire town, Tioga County, New York	
Label	Estimate	Percent
French Canadian	2	0.2%
German	273	22.7%
Greek	0	0.0%
Hungarian	3	0.2%
Irish	119	9.9%
Italian	92	7.6%
Lithuanian	0	0.0%
Norwegian	11	0.9%
Polish	41	3.4%
Portuguese	6	0.5%
Russian	8	0.7%
Scotch-Irish	2	0.2%
Scottish	2	0.2%
Slovak	11	0.9%
Subsaharan African	0	0.0%
Swedish	24	2.0%
Swiss	4	0.3%
Ukrainian	15	1.2%
Welsh	7	0.6%
West Indian (excluding Hispanic origin groups)	0	0.0%
COMPUTERS AND INTERNET USE		
Total households	471	471
With a computer	408	86.6%
With a broadband Internet subscription	390	82.8%