

Table: ACSDP5Y2021.DP05


DEMOGRAPHIC CHARACTERISTICS			
American Community Survey 2017-2021		Owego village, New York	
Label	Estimate	Percent	
<b>SEX AND AGE</b>			
Total population	3,686	3,686	
Male	1,532	41.6%	
Female	2,154	58.4%	
Sex ratio (males per 100 females)	71.1	(X)	
Under 5 years	322	8.7%	
5 to 9 years	39	1.1%	
10 to 14 years	280	7.6%	
15 to 19 years	181	4.9%	
20 to 24 years	177	4.8%	
25 to 34 years	359	9.7%	
35 to 44 years	508	13.8%	
45 to 54 years	363	9.8%	
55 to 59 years	330	9.0%	
60 to 64 years	340	9.2%	
65 to 74 years	397	10.8%	
75 to 84 years	228	6.2%	
85 years and over	162	4.4%	
Median age (years)	42.7	(X)	
Under 18 years	759	20.6%	
16 years and over	3,040	82.5%	
18 years and over	2,927	79.4%	
21 years and over	2,807	76.2%	
62 years and over	1,034	28.1%	
65 years and over	787	21.4%	
18 years and over	2,927	2,927	
Male	1,194	40.8%	
Female	1,733	59.2%	
Sex ratio (males per 100 females)	68.9	(X)	
65 years and over	787	787	
Male	293	37.2%	
Female	494	62.8%	
Sex ratio (males per 100 females)	59.3	(X)	
<b>RACE</b>			
Total population	3,686	3,686	
One race	3,636	98.6%	
Two or more races	50	1.4%	

Table: ACSDP5Y2021.DP05

<b>DEMOGRAPHIC CHARACTERISTICS</b>		<b>United States® Census Bureau</b>
<b>American Community Survey 2017-2021</b>	<b>Owego village, New York</b>	
<b>Label</b>	<b>Estimate</b>	<b>Percent</b>
One race	3,636	98.6%
White	3,452	93.7%
Black or African American	79	2.1%
American Indian and Alaska Native	8	0.2%
Cherokee tribal grouping	8	0.2%
Chippewa tribal grouping	0	0.0%
Navajo tribal grouping	0	0.0%
Sioux tribal grouping	0	0.0%
Asian	71	1.9%
Asian Indian	0	0.0%
Chinese	34	0.9%
Filipino	0	0.0%
Japanese	0	0.0%
Korean	0	0.0%
Vietnamese	0	0.0%
Other Asian	37	1.0%
Native Hawaiian and Other Pacific Islander	0	0.0%
Native Hawaiian	0	0.0%
Chamorro	0	0.0%
Samoan	0	0.0%
Other Pacific Islander	0	0.0%
Some other race	26	0.7%
Two or more races	50	1.4%
White and Black or African American	33	0.9%
White and American Indian and Alaska Native	10	0.3%
White and Asian	0	0.0%
Black or African American and American Indian and Alaska Native	0	0.0%
Race alone or in combination with one or more other races		
Total population	3,686	3,686
White	3,502	95.0%
Black or African American	112	3.0%
American Indian and Alaska Native	18	0.5%

Table: ACSDP5Y2021.DP05


DEMOGRAPHIC CHARACTERISTICS			
American Community Survey 2017-2021		Owego village, New York	
Label	Estimate	Percent	
Asian	71	1.9%	
Native Hawaiian and Other Pacific Islander	0	0.0%	
Some other race	33	0.9%	
HISPANIC OR LATINO AND RACE			
Total population	3,686	3,686	
Hispanic or Latino (of any race)	59	1.6%	
Mexican	47	1.3%	
Puerto Rican	12	0.3%	
Cuban	0	0.0%	
Other Hispanic or Latino	0	0.0%	
Not Hispanic or Latino	3,627	98.4%	
White alone	3,401	92.3%	
Black or African American alone	79	2.1%	
American Indian and Alaska Native alone	8	0.2%	
Asian alone	71	1.9%	
Native Hawaiian and Other Pacific Islander alone	0	0.0%	
Some other race alone	26	0.7%	
Two or more races	42	1.1%	
Two races including Some other race	7	0.2%	
Two races excluding Some other race, and Three or more races	35	0.9%	
Total housing units	1,974	(X)	
CITIZEN, VOTING AGE POPULATION			
Citizen, 18 and over population	2,897	2,897	
Male	1,184	40.9%	
Female	1,713	59.1%	

Table: ACSDP5Y2021.DP03


SELECTED ECONOMIC CHARACTERISTICS			
American Community Survey 2017-2021	Owego village, New York		
Label	Estimate	Percent	
<b>EMPLOYMENT STATUS</b>			
Population 16 years and over	3,040	3,040	
In labor force	1,788	58.8%	
Civilian labor force	1,788	58.8%	
Employed	1,701	56.0%	
Unemployed	87	2.9%	
Armed Forces	0	0.0%	
Not in labor force	1,252	41.2%	
Civilian labor force	1,788	1,788	
Unemployment Rate	(X)	4.9%	
Females 16 years and over	1,817	1,817	
In labor force	906	49.9%	
Civilian labor force	906	49.9%	
Employed	860	47.3%	
Own children of the householder under 6 years	303	303	
All parents in family in labor force	296	97.7%	
Own children of the householder 6 to 17 years	286	286	
All parents in family in labor force	229	80.1%	
<b>COMMUTING TO WORK</b>			
Workers 16 years and over	1,659	1,659	
Car, truck, or van -- drove alone	1,184	71.4%	
Car, truck, or van -- carpooled	129	7.8%	
Public transportation (excluding taxicab)	9	0.5%	
Walked	183	11.0%	
Other means	35	2.1%	
Worked from home	119	7.2%	
Mean travel time to work (minutes)	24.6	(X)	
<b>OCCUPATION</b>			
Civilian employed population 16 years and over	1,701	1,701	
Management, business, science, and arts occupations	715	42.0%	
Service occupations	244	14.3%	

Table: ACSDP5Y2021.DP03

SELECTED ECONOMIC CHARACTERISTICS		United States® <b>Census</b> Bureau
American Community Survey 2017-2021	Owego village, New York	
Label	Estimate	Percent
Sales and office occupations	455	26.7%
Natural resources, construction, and maintenance occupations	99	5.8%
Production, transportation, and material moving occupations	188	11.1%
<b>INDUSTRY</b>		
Civilian employed population 16 years and over	1,701	1,701
Agriculture, forestry, fishing and hunting, and mining	0	0.0%
Construction	64	3.8%
Manufacturing	298	17.5%
Wholesale trade	0	0.0%
Retail trade	212	12.5%
Transportation and warehousing, and utilities	85	5.0%
Information	27	1.6%
Finance and insurance, and real estate and rental and leasing	82	4.8%
Professional, scientific, and management, and administrative and waste management services	85	5.0%
Educational services, and health care and social assistance	585	34.4%
Arts, entertainment, and recreation, and accommodation and food services	123	7.2%
Other services, except public administration	99	5.8%
Public administration	41	2.4%
<b>CLASS OF WORKER</b>		
Civilian employed population 16 years and over	1,701	1,701

Table: ACSDP5Y2021.DP03

SELECTED ECONOMIC CHARACTERISTICS		United States <sup>®</sup> <b>Census</b> Bureau
American Community Survey 2017-2021	Owego village, New York	
Label	Estimate	Percent
Private wage and salary workers	1,257	73.9%
Government workers	360	21.2%
Self-employed in own not incorporated business workers	84	4.9%
Unpaid family workers	0	0.0%
INCOME AND BENEFITS (IN 2021 INFLATION-ADJUSTED DOLLARS)		
Total households	1,837	1,837
Less than \$10,000	133	7.2%
\$10,000 to \$14,999	155	8.4%
\$15,000 to \$24,999	230	12.5%
\$25,000 to \$34,999	208	11.3%
\$35,000 to \$49,999	227	12.4%
\$50,000 to \$74,999	216	11.8%
\$75,000 to \$99,999	216	11.8%
\$100,000 to \$149,999	250	13.6%
\$150,000 to \$199,999	78	4.2%
\$200,000 or more	124	6.8%
Median household income (dollars)	48,750	(X)
Mean household income (dollars)	84,582	(X)
With earnings	1,290	70.2%
Mean earnings (dollars)	91,890	(X)
With Social Security	702	38.2%
Mean Social Security income (dollars)	19,012	(X)
With retirement income	545	29.7%
Mean retirement income (dollars)	27,857	(X)
With Supplemental Security Income	164	8.9%
Mean Supplemental Security Income (dollars)	9,608	(X)
With cash public assistance income	84	4.6%
Mean cash public assistance income (dollars)	2,268	(X)

Table: ACSDP5Y2021.DP03

SELECTED ECONOMIC CHARACTERISTICS		United States <sup>®</sup> <b>Census</b> Bureau
American Community Survey 2017-2021	Owego village, New York	
Label	Estimate	Percent
With Food Stamp/SNAP benefits in the past 12 months	427	23.2%
Families	807	807
Less than \$10,000	12	1.5%
\$10,000 to \$14,999	0	0.0%
\$15,000 to \$24,999	23	2.9%
\$25,000 to \$34,999	53	6.6%
\$35,000 to \$49,999	179	22.2%
\$50,000 to \$74,999	122	15.1%
\$75,000 to \$99,999	111	13.8%
\$100,000 to \$149,999	159	19.7%
\$150,000 to \$199,999	57	7.1%
\$200,000 or more	91	11.3%
Median family income (dollars)	77,132	(X)
Mean family income (dollars)	106,504	(X)
Per capita income (dollars)	40,794	(X)
Nonfamily households	1,030	1,030
Median nonfamily income (dollars)	28,694	(X)
Mean nonfamily income (dollars)	64,400	(X)
Median earnings for workers (dollars)	37,725	(X)
Median earnings for male full- time, year-round workers (dollars)	51,667	(X)
Median earnings for female full- time, year-round workers (dollars)	41,087	(X)
HEALTH INSURANCE COVERAGE		
Civilian noninstitutionalized population	3,617	3,617
With health insurance coverage	3,494	96.6%
With private health insurance	2,196	60.7%
With public coverage	1,978	54.7%

Table: ACSDP5Y2021.DP03

SELECTED ECONOMIC CHARACTERISTICS		United States <sup>®</sup> <b>Census</b> Bureau
American Community Survey 2017-2021	Owego village, New York	
Label	Estimate	Percent
No health insurance coverage	123	3.4%
Civilian noninstitutionalized population under 19 years	802	802
No health insurance coverage	7	0.9%
Civilian noninstitutionalized population 19 to 64 years	2,093	2,093
In labor force:	1,572	1,572
Employed:	1,485	1,485
With health insurance coverage	1,380	92.9%
With private health insurance	1,139	76.7%
With public coverage	329	22.2%
No health insurance coverage	105	7.1%
Unemployed:	87	87
With health insurance coverage	76	87.4%
With private health insurance	40	46.0%
With public coverage	52	59.8%
No health insurance coverage	11	12.6%
Not in labor force:	521	521
With health insurance coverage	521	100.0%
With private health insurance	284	54.5%
With public coverage	326	62.6%
No health insurance coverage	0	0.0%
PERCENTAGE OF FAMILIES AND PEOPLE WHOSE INCOME IN THE PAST 12 MONTHS IS BELOW THE POVERTY LEVEL		
All families	(X)	3.0%
With related children of the householder under 18 years	(X)	3.4%



Table: ACSDP5Y2021.DP03

SELECTED ECONOMIC CHARACTERISTICS		United States <sup>®</sup> <b>Census</b> Bureau
American Community Survey 2017-2021	Owego village, New York	
Label	Estimate	Percent
With related children of the householder under 5 years only	(X)	0.0%
Married couple families	(X)	2.4%
With related children of the householder under 18 years	(X)	0.0%
With related children of the householder under 5 years only	(X)	0.0%
Families with female householder, no spouse present	(X)	5.8%
With related children of the householder under 18 years	(X)	9.0%
With related children of the householder under 5 years only	(X)	0.0%
All people	(X)	13.3%
Under 18 years	(X)	6.3%
Related children of the householder under 18 years	(X)	6.3%
Related children of the householder under 5 years	(X)	0.0%
Related children of the householder 5 to 17 years	(X)	13.3%
18 years and over	(X)	14.8%
18 to 64 years	(X)	15.7%
65 years and over	(X)	12.2%
People in families	(X)	3.7%
Unrelated individuals 15 years and over	(X)	28.1%

Table: ACSDP5Y2021.DP04


SELECTED HOUSING CHARACTERISTICS			
American Community Survey 2017-2021		Owego village, New York	
Label	Estimate	Percent	
<b>HOUSING OCCUPANCY</b>			
Total housing units	1,974	1,974	
Occupied housing units	1,837	93.1%	
Vacant housing units	137	6.9%	
Homeowner vacancy rate	0.0	(X)	
Rental vacancy rate	7.7	(X)	
<b>UNITS IN STRUCTURE</b>			
Total housing units	1,974	1,974	
1-unit, detached	967	49.0%	
1-unit, attached	11	0.6%	
2 units	503	25.5%	
3 or 4 units	217	11.0%	
5 to 9 units	119	6.0%	
10 to 19 units	14	0.7%	
20 or more units	128	6.5%	
Mobile home	15	0.8%	
Boat, RV, van, etc.	0	0.0%	
<b>YEAR STRUCTURE BUILT</b>			
Total housing units	1,974	1,974	
Built 2020 or later	0	0.0%	
Built 2010 to 2019	93	4.7%	
Built 2000 to 2009	88	4.5%	
Built 1990 to 1999	100	5.1%	
Built 1980 to 1989	167	8.5%	
Built 1970 to 1979	29	1.5%	
Built 1960 to 1969	95	4.8%	
Built 1950 to 1959	129	6.5%	
Built 1940 to 1949	112	5.7%	
Built 1939 or earlier	1,161	58.8%	
<b>ROOMS</b>			
Total housing units	1,974	1,974	
1 room	15	0.8%	
2 rooms	73	3.7%	
3 rooms	249	12.6%	
4 rooms	280	14.2%	
5 rooms	177	9.0%	
6 rooms	413	20.9%	
7 rooms	295	14.9%	
8 rooms	204	10.3%	
9 rooms or more	268	13.6%	

Table: ACSDP5Y2021.DP04

SELECTED HOUSING CHARACTERISTICS		United States® <b>Census</b> Bureau
American Community Survey 2017-2021	Owego village, New York	
Label	Estimate	Percent
Median rooms	6.0	(X)
BEDROOMS		
Total housing units	1,974	1,974
No bedroom	15	0.8%
1 bedroom	409	20.7%
2 bedrooms	542	27.5%
3 bedrooms	651	33.0%
4 bedrooms	265	13.4%
5 or more bedrooms	92	4.7%
HOUSING TENURE		
Occupied housing units	1,837	1,837
Owner-occupied	863	47.0%
Renter-occupied	974	53.0%
Average household size of owner-occupied unit	2.40	(X)
Average household size of renter-occupied unit	1.56	(X)
YEAR HOUSEHOLDER MOVED INTO UNIT		
Occupied housing units	1,837	1,837
Moved in 2019 or later	165	9.0%
Moved in 2015 to 2018	687	37.4%
Moved in 2010 to 2014	316	17.2%
Moved in 2000 to 2009	355	19.3%
Moved in 1990 to 1999	90	4.9%
Moved in 1989 and earlier	224	12.2%
VEHICLES AVAILABLE		
Occupied housing units	1,837	1,837
No vehicles available	262	14.3%
1 vehicle available	838	45.6%
2 vehicles available	572	31.1%
3 or more vehicles available	165	9.0%
HOUSE HEATING FUEL		
Occupied housing units	1,837	1,837
Utility gas	1,295	70.5%
Bottled, tank, or LP gas	22	1.2%
Electricity	408	22.2%
Fuel oil, kerosene, etc.	66	3.6%
Coal or coke	0	0.0%
Wood	11	0.6%

Table: ACSDP5Y2021.DP04

<b>SELECTED HOUSING CHARACTERISTICS</b>		<b>United States® Census Bureau</b>
<b>American Community Survey 2017-2021</b>	<b>Owego village, New York</b>	
<b>Label</b>	<b>Estimate</b>	<b>Percent</b>
Solar energy	0	0.0%
Other fuel	35	1.9%
No fuel used	0	0.0%
<b>SELECTED CHARACTERISTICS</b>		
Occupied housing units	1,837	1,837
Lacking complete plumbing facilities	0	0.0%
Lacking complete kitchen facilities	0	0.0%
No telephone service available	0	0.0%
<b>OCCUPANTS PER ROOM</b>		
Occupied housing units	1,837	1,837
1.00 or less	1,837	100.0%
1.01 to 1.50	0	0.0%
1.51 or more	0	0.0%
<b>VALUE</b>		
Owner-occupied units	863	863
Less than \$50,000	62	7.2%
\$50,000 to \$99,999	407	47.2%
\$100,000 to \$149,999	163	18.9%
\$150,000 to \$199,999	144	16.7%
\$200,000 to \$299,999	64	7.4%
\$300,000 to \$499,999	23	2.7%
\$500,000 to \$999,999	0	0.0%
\$1,000,000 or more	0	0.0%
Median (dollars)	94,700	(X)
<b>MORTGAGE STATUS</b>		
Owner-occupied units	863	863
Housing units with a mortgage	490	56.8%
Housing units without a mortgage	373	43.2%
<b>SELECTED MONTHLY OWNER COSTS (SMOC)</b>		
Housing units with a mortgage	490	490
Less than \$500	0	0.0%
\$500 to \$999	87	17.8%
\$1,000 to \$1,499	278	56.7%
\$1,500 to \$1,999	76	15.5%

Table: ACSDP5Y2021.DP04

<b>SELECTED HOUSING CHARACTERISTICS</b>		<b>United States® Census Bureau</b>
<b>American Community Survey 2017-2021</b>	<b>Owego village, New York</b>	
<b>Label</b>	<b>Estimate</b>	<b>Percent</b>
\$2,000 to \$2,499	30	6.1%
\$2,500 to \$2,999	0	0.0%
\$3,000 or more	19	3.9%
Median (dollars)	1,248	(X)
Housing units without a mortgage	373	373
Less than \$250	0	0.0%
\$250 to \$399	49	13.1%
\$400 to \$599	110	29.5%
\$600 to \$799	55	14.7%
\$800 to \$999	113	30.3%
\$1,000 or more	46	12.3%
Median (dollars)	698	(X)
<b>SELECTED MONTHLY OWNER COSTS AS A PERCENTAGE OF HOUSEHOLD INCOME (SMOCAPI)</b>		
Housing units with a mortgage (excluding units where SMOCAPI cannot be computed)	490	490
Less than 20.0 percent	225	45.9%
20.0 to 24.9 percent	55	11.2%
25.0 to 29.9 percent	26	5.3%
30.0 to 34.9 percent	143	29.2%
35.0 percent or more	41	8.4%
Not computed	0	(X)
Housing unit without a mortgage (excluding units where SMOCAPI cannot be computed)	373	373
Less than 10.0 percent	186	49.9%
10.0 to 14.9 percent	80	21.4%
15.0 to 19.9 percent	43	11.5%
20.0 to 24.9 percent	14	3.8%
25.0 to 29.9 percent	0	0.0%
30.0 to 34.9 percent	0	0.0%
35.0 percent or more	50	13.4%
Not computed	0	(X)
<b>GROSS RENT</b>		

Table: ACSDP5Y2021.DP04

SELECTED HOUSING CHARACTERISTICS		United States® <b>Census</b> Bureau
American Community Survey 2017-2021	Owego village, New York	
Label	Estimate	Percent
Occupied units paying rent	935	935
Less than \$500	180	19.3%
\$500 to \$999	464	49.6%
\$1,000 to \$1,499	272	29.1%
\$1,500 to \$1,999	8	0.9%
\$2,000 to \$2,499	11	1.2%
\$2,500 to \$2,999	0	0.0%
\$3,000 or more	0	0.0%
Median (dollars)	790	(X)
No rent paid	39	(X)
GROSS RENT AS A PERCENTAGE OF HOUSEHOLD INCOME (GRAPI)		
Occupied units paying rent (excluding units where GRAPI cannot be computed)	927	927
Less than 15.0 percent	194	20.9%
15.0 to 19.9 percent	82	8.8%
20.0 to 24.9 percent	57	6.1%
25.0 to 29.9 percent	83	9.0%
30.0 to 34.9 percent	100	10.8%
35.0 percent or more	411	44.3%
Not computed	47	(X)

Table: ACSDP5Y2021.DP02

SELECTED SOCIAL CHARACTERISTICS			
American Community Survey 2017-2021	Owego village, New York		
Label	Estimate	Percent	
HOUSEHOLDS BY TYPE			
Total households	1,837	1,837	
Married-couple household	495	26.9%	
With children of the householder under 18 years	100	5.4%	
Cohabiting couple household	287	15.6%	
With children of the householder under 18 years	119	6.5%	
Male householder, no spouse/partner present	269	14.6%	
With children of the householder under 18 years	20	1.1%	
Householder living alone	244	13.3%	
65 years and over	138	7.5%	
Female householder, no spouse/partner present	786	42.8%	
With children of the householder under 18 years	67	3.6%	
Householder living alone	570	31.0%	
65 years and over	213	11.6%	
Households with one or more people under 18 years	403	21.9%	
Households with one or more people 65 years and over	639	34.8%	
Average household size	1.95	(X)	
Average family size	2.61	(X)	
RELATIONSHIP			
Population in households	3,589	3,589	
Householder	1,837	51.2%	
Spouse	474	13.2%	
Unmarried partner	273	7.6%	
Child	720	20.1%	
Other relatives	102	2.8%	
Other nonrelatives	183	5.1%	
MARITAL STATUS			
Males 15 years and over	1,228	1,228	
Never married	365	29.7%	
Now married, except separated	521	42.4%	

Table: ACSDP5Y2021.DP02

SELECTED SOCIAL CHARACTERISTICS		United States <sup>®</sup> <b>Census</b> Bureau
American Community Survey 2017-2021	Owego village, New York	
Label	Estimate	Percent
Separated	97	7.9%
Widowed	51	4.2%
Divorced	194	15.8%
Females 15 years and over	1,817	1,817
Never married	609	33.5%
Now married, except separated	492	27.1%
Separated	78	4.3%
Widowed	229	12.6%
Divorced	409	22.5%
FERTILITY		
Number of women 15 to 50 years old who had a birth in the past 12 months	50	50
Unmarried women (widowed, divorced, and never married)	40	80.0%
Per 1,000 unmarried women	61	(X)
Per 1,000 women 15 to 50 years old	58	(X)
Per 1,000 women 15 to 19 years old	0	(X)
Per 1,000 women 20 to 34 years old	88	(X)
Per 1,000 women 35 to 50 years old	52	(X)
GRANDPARENTS		
Number of grandparents living with own grandchildren under 18 years	58	58
Grandparents responsible for grandchildren	26	44.8%
Years responsible for grandchildren		
Less than 1 year	8	13.8%
1 or 2 years	0	0.0%
3 or 4 years	18	31.0%
5 or more years	0	0.0%



Table: ACSDP5Y2021.DP02

<b>SELECTED SOCIAL CHARACTERISTICS</b>		<b>United States<sup>®</sup> Census Bureau</b>
<b>American Community Survey 2017-2021</b>	<b>Owego village, New York</b>	
<b>Label</b>	<b>Estimate</b>	<b>Percent</b>
Number of grandparents responsible for own grandchildren under 18 years	26	26
Who are female	26	100.0%
Who are married	0	0.0%
<b>SCHOOL ENROLLMENT</b>		
Population 3 years and over enrolled in school	722	722
Nursery school, preschool	19	2.6%
Kindergarten	0	0.0%
Elementary school (grades 1-8)	310	42.9%
High school (grades 9-12)	178	24.7%
College or graduate school	215	29.8%
<b>EDUCATIONAL ATTAINMENT</b>		
Population 25 years and over	2,687	2,687
Less than 9th grade	58	2.2%
9th to 12th grade, no diploma	151	5.6%
High school graduate (includes equivalency)	688	25.6%
Some college, no degree	500	18.6%
Associate's degree	512	19.1%
Bachelor's degree	419	15.6%
Graduate or professional degree	359	13.4%
High school graduate or higher	2,478	92.2%
Bachelor's degree or higher	778	29.0%
<b>VETERAN STATUS</b>		
Civilian population 18 years and over	2,927	2,927
Civilian veterans	182	6.2%
<b>DISABILITY STATUS OF THE CIVILIAN NONINSTITUTIONALIZED POPULATION</b>		
Total Civilian Noninstitutionalized Population	3,617	3,617
With a disability	561	15.5%

Table: ACSDP5Y2021.DP02

SELECTED SOCIAL CHARACTERISTICS		United States® <b>Census</b> Bureau
American Community Survey 2017-2021	Owego village, New York	
Label	Estimate	Percent
Under 18 years	759	759
With a disability	0	0.0%
18 to 64 years	2,136	2,136
With a disability	272	12.7%
65 years and over	722	722
With a disability	289	40.0%
RESIDENCE 1 YEAR AGO		
Population 1 year and over	3,640	3,640
Same house	3,101	85.2%
Different house (in the U.S. or abroad)	539	14.8%
Different house in the U.S.	539	14.8%
Same county	255	7.0%
Different county	284	7.8%
Same state	172	4.7%
Different state	112	3.1%
Abroad	0	0.0%
PLACE OF BIRTH		
Total population	3,686	3,686
Native	3,539	96.0%
Born in United States	3,521	95.5%
State of residence	2,379	64.5%
Different state	1,142	31.0%
Born in Puerto Rico, U.S. Island areas, or born abroad to American parent(s)	18	0.5%
Foreign born	147	4.0%
U.S. CITIZENSHIP STATUS		
Foreign-born population	147	147
Naturalized U.S. citizen	117	79.6%
Not a U.S. citizen	30	20.4%
YEAR OF ENTRY		
Population born outside the United States	165	165
Native	18	18
Entered 2010 or later	18	100.0%
Entered before 2010	0	0.0%
Foreign born	147	147
Entered 2010 or later	19	12.9%
Entered before 2010	128	87.1%

Table: ACSDP5Y2021.DP02


SELECTED SOCIAL CHARACTERISTICS			
American Community Survey 2017-2021	Owego village, New York		
Label	Estimate	Percent	
WORLD REGION OF BIRTH OF FOREIGN BORN			
Foreign-born population, excluding population born at sea	147	147	
Europe	56	38.1%	
Asia	66	44.9%	
Africa	0	0.0%	
Oceania	0	0.0%	
Latin America	12	8.2%	
Northern America	13	8.8%	
LANGUAGE SPOKEN AT HOME			
Population 5 years and over	3,364	3,364	
English only	3,122	92.8%	
Language other than English	242	7.2%	
Speak English less than "very well"	69	2.1%	
Spanish	27	0.8%	
Speak English less than "very well"	16	0.5%	
Other Indo-European languages	117	3.5%	
Speak English less than "very well"	22	0.7%	
Asian and Pacific Islander languages	63	1.9%	
Speak English less than "very well"	31	0.9%	
Other languages	35	1.0%	
Speak English less than "very well"	0	0.0%	
ANCESTRY			
Total population	3,686	3,686	
American	141	3.8%	
Arab	0	0.0%	
Czech	5	0.1%	
Danish	0	0.0%	
Dutch	159	4.3%	
English	651	17.7%	
French (except Basque)	50	1.4%	

Table: ACSDP5Y2021.DP02

SELECTED SOCIAL CHARACTERISTICS		United States® <b>Census</b> Bureau
American Community Survey 2017-2021	Owego village, New York	
Label	Estimate	Percent
French Canadian	25	0.7%
German	577	15.7%
Greek	0	0.0%
Hungarian	0	0.0%
Irish	468	12.7%
Italian	273	7.4%
Lithuanian	9	0.2%
Norwegian	25	0.7%
Polish	166	4.5%
Portuguese	27	0.7%
Russian	0	0.0%
Scotch-Irish	22	0.6%
Scottish	77	2.1%
Slovak	24	0.7%
Subsaharan African	35	0.9%
Swedish	55	1.5%
Swiss	0	0.0%
Ukrainian	8	0.2%
Welsh	128	3.5%
West Indian (excluding Hispanic origin groups)	0	0.0%
COMPUTERS AND INTERNET USE		
Total households	1,837	1,837
With a computer	1,633	88.9%
With a broadband Internet subscription	1,563	85.1%