

Table: ACSDP5Y2022.DP05


Demographic Characteristics			
American Community Survey 2018-2022		Candor village, New York	
Label	Estimate	Percent	
SEX AND AGE			
Total population	859	859	
Male	427	49.7%	
Female	432	50.3%	
Sex ratio (males per 100 females)	98.8	(X)	
Under 5 years	19	2.2%	
5 to 9 years	50	5.8%	
10 to 14 years	78	9.1%	
15 to 19 years	49	5.7%	
20 to 24 years	71	8.3%	
25 to 34 years	91	10.6%	
35 to 44 years	96	11.2%	
45 to 54 years	128	14.9%	
55 to 59 years	71	8.3%	
60 to 64 years	57	6.6%	
65 to 74 years	55	6.4%	
75 to 84 years	84	9.8%	
85 years and over	10	1.2%	
Median age (years)	41.5	(X)	
Under 18 years	186	21.7%	
16 years and over	689	80.2%	
18 years and over	673	78.3%	
21 years and over	620	72.2%	
62 years and over	184	21.4%	
65 years and over	149	17.3%	
18 years and over	673	673	
Male	350	52.0%	
Female	323	48.0%	
Sex ratio (males per 100 females)	108.4	(X)	
65 years and over	149	149	
Male	49	32.9%	
Female	100	67.1%	
Sex ratio (males per 100 females)	49.0	(X)	
RACE			
Total population	859	859	
One race	846	98.5%	
Two or More Races	13	1.5%	

Table: ACSDP5Y2022.DP05


Demographic Characteristics			
American Community Survey 2018-2022	Candor village, New York		
One race	846		98.5%
White	846		98.5%
Black or African American	0		0.0%
American Indian and Alaska Native	0		0.0%
Cherokee tribal grouping	0		0.0%
Chippewa tribal grouping	0		0.0%
Navajo tribal grouping	0		0.0%
Sioux tribal grouping	0		0.0%
Asian	0		0.0%
Asian Indian	0		0.0%
Chinese	0		0.0%
Filipino	0		0.0%
Japanese	0		0.0%
Korean	0		0.0%
Vietnamese	0		0.0%
Other Asian	0		0.0%
Native Hawaiian and Other Pacific Islander	0		0.0%
Chamorro	0		0.0%
Native Hawaiian	0		0.0%
Samoan	0		0.0%
Other Native Hawaiian and Other Pacific Islander	0		0.0%
Some Other Race	0		0.0%
Two or More Races	13		1.5%
White and Black or African American	9		1.0%
White and American Indian and Alaska Native	2		0.2%
White and Asian	0		0.0%
White and Some Other Race	2		0.2%
Black or African American and American Indian and Alaska Native	0		0.0%
Black or African American and Some Other Race	0		0.0%
Race alone or in combination with one or more other races			
Total population	859		859

Table: ACSDP5Y2022.DP05

Demographic Characteristics		United States [®] Census Bureau
American Community Survey 2018-2022	Candor village, New York	
White	859	100.0%
Black or African American	9	1.0%
American Indian and Alaska Native	2	0.2%
Asian	0	0.0%
Native Hawaiian and Other Pacific Islander	0	0.0%
Some Other Race	2	0.2%
HISPANIC OR LATINO AND RACE		
Total population	859	859
Hispanic or Latino (of any race)	7	0.8%
Mexican	7	0.8%
Puerto Rican	0	0.0%
Cuban	0	0.0%
Other Hispanic or Latino	0	0.0%
Not Hispanic or Latino	852	99.2%
White alone	839	97.7%
Black or African American alone	0	0.0%
American Indian and Alaska Native alone	0	0.0%
Asian alone	0	0.0%
Native Hawaiian and Other Pacific Islander alone	0	0.0%
Some Other Race alone	0	0.0%
Two or More Races	13	1.5%
Two races including Some Other Race	2	0.2%
Two races excluding Some Other Race, and three or more races	11	1.3%
Total housing units	464	(X)
CITIZEN, VOTING AGE POPULATION		
Citizen, 18 and over population	673	673
Male	350	52.0%
Female	323	48.0%

Table: ACSDP5Y2022.DP03


Selected Economic Characteristics			
American Community Survey 2018-2022	Candor village, New York		
Label	Estimate	Percent	
EMPLOYMENT STATUS			
Population 16 years and over	689	689	
In labor force	406	58.9%	
Civilian labor force	406	58.9%	
Employed	400	58.1%	
Unemployed	6	0.9%	
Armed Forces	0	0.0%	
Not in labor force	283	41.1%	
Civilian labor force	406	406	
Unemployment Rate	(X)	1.5%	
Females 16 years and over	330	330	
In labor force	184	55.8%	
Civilian labor force	184	55.8%	
Employed	182	55.2%	
Own children of the householder under 6 years	23	23	
All parents in family in labor force	17	73.9%	
Own children of the householder 6 to 17 years	158	158	
All parents in family in labor force	114	72.2%	
COMMUTING TO WORK			
Workers 16 years and over	388	388	
Car, truck, or van -- drove alone	305	78.6%	
Car, truck, or van -- carpooled	19	4.9%	
Public transportation (excluding taxicab)	0	0.0%	
Walked	8	2.1%	
Other means	2	0.5%	
Worked from home	54	13.9%	
Mean travel time to work (minutes)	26.6	(X)	
OCCUPATION			
Civilian employed population 16 years and over	400	400	
Management, business, science, and arts occupations	173	43.3%	
Service occupations	84	21.0%	

Table: ACSDP5Y2022.DP03

Selected Economic Characteristics		United States [®] Census Bureau
American Community Survey 2018-2022	Candor village, New York	
Sales and office occupations	58	14.5%
Natural resources, construction, and maintenance occupations	54	13.5%
Production, transportation, and material moving occupations	31	7.8%
INDUSTRY		
Civilian employed population 16 years and over	400	400
Agriculture, forestry, fishing and hunting, and mining	18	4.5%
Construction	56	14.0%
Manufacturing	38	9.5%
Wholesale trade	8	2.0%
Retail trade	46	11.5%
Transportation and warehousing, and utilities	16	4.0%
Information	0	0.0%
Finance and insurance, and real estate and rental and leasing	9	2.3%
Professional, scientific, and management, and administrative and waste management services	17	4.3%
Educational services, and health care and social assistance	146	36.5%
Arts, entertainment, and recreation, and accommodation and food services	16	4.0%
Other services, except public administration	12	3.0%
Public administration	18	4.5%
CLASS OF WORKER		
Civilian employed population 16 years and over	400	400
Private wage and salary workers	298	74.5%

Table: ACSDP5Y2022.DP03

Selected Economic Characteristics		United States [®] Census Bureau
American Community Survey 2018-2022	Candor village, New York	
Government workers	89	22.3%
Self-employed in own not incorporated business workers	13	3.3%
Unpaid family workers	0	0.0%
INCOME AND BENEFITS (IN 2022 INFLATION-ADJUSTED DOLLARS)		
Total households	429	429
Less than \$10,000	10	2.3%
\$10,000 to \$14,999	9	2.1%
\$15,000 to \$24,999	33	7.7%
\$25,000 to \$34,999	50	11.7%
\$35,000 to \$49,999	102	23.8%
\$50,000 to \$74,999	55	12.8%
\$75,000 to \$99,999	46	10.7%
\$100,000 to \$149,999	46	10.7%
\$150,000 to \$199,999	73	17.0%
\$200,000 or more	5	1.2%
Median household income (dollars)	54,688	(X)
Mean household income (dollars)	84,170	(X)
With earnings	334	77.9%
Mean earnings (dollars)	89,590	(X)
With Social Security	120	28.0%
Mean Social Security income (dollars)	21,592	(X)
With retirement income	99	23.1%
Mean retirement income (dollars)	23,934	(X)
With Supplemental Security Income	9	2.1%
Mean Supplemental Security Income (dollars)	23,600	(X)
With cash public assistance income	0	0.0%
Mean cash public assistance income (dollars)	-	(X)
With Food Stamp/SNAP benefits in the past 12 months	12	2.8%

Table: ACSDP5Y2022.DP03

Selected Economic Characteristics		United States [®] Census Bureau
American Community Survey 2018-2022	Candor village, New York	
Families	177	177
Less than \$10,000	9	5.1%
\$10,000 to \$14,999	0	0.0%
\$15,000 to \$24,999	15	8.5%
\$25,000 to \$34,999	6	3.4%
\$35,000 to \$49,999	12	6.8%
\$50,000 to \$74,999	30	16.9%
\$75,000 to \$99,999	32	18.1%
\$100,000 to \$149,999	36	20.3%
\$150,000 to \$199,999	32	18.1%
\$200,000 or more	5	2.8%
Median family income (dollars)	90,893	(X)
Mean family income (dollars)	109,175	(X)
Per capita income (dollars)	39,210	(X)
Nonfamily households	252	252
Median nonfamily income (dollars)	43,603	(X)
Mean nonfamily income (dollars)	63,245	(X)
Median earnings for workers (dollars)	43,883	(X)
Median earnings for male full-time, year-round workers (dollars)	70,114	(X)
Median earnings for female full-time, year-round workers (dollars)	53,958	(X)
HEALTH INSURANCE COVERAGE		
Civilian noninstitutionalized population	859	859
With health insurance coverage	777	90.5%
With private health insurance	667	77.6%
With public coverage	280	32.6%
No health insurance coverage	82	9.5%
Civilian noninstitutionalized population under 19 years	196	196

Table: ACSDP5Y2022.DP03

Selected Economic Characteristics		United States [®] Census Bureau
American Community Survey 2018-2022	Candor village, New York	
No health insurance coverage	4	2.0%
Civilian noninstitutionalized population 19 to 64 years	514	514
In labor force:	379	379
Employed:	373	373
With health insurance coverage	361	96.8%
With private health insurance	342	91.7%
With public coverage	46	12.3%
No health insurance coverage	12	3.2%
Unemployed:	6	6
With health insurance coverage	4	66.7%
With private health insurance	2	33.3%
With public coverage	2	33.3%
No health insurance coverage	2	33.3%
Not in labor force:	135	135
With health insurance coverage	71	52.6%
With private health insurance	50	37.0%
With public coverage	29	21.5%
No health insurance coverage	64	47.4%
PERCENTAGE OF FAMILIES AND PEOPLE WHOSE INCOME IN THE PAST 12 MONTHS IS BELOW THE POVERTY LEVEL		
All families	(X)	9.6%
With related children of the householder under 18 years	(X)	21.0%
With related children of the householder under 5 years only	(X)	0.0%
Married couple families	(X)	1.6%

Table: ACSDP5Y2022.DP03

Selected Economic Characteristics		United States [®] Census Bureau
American Community Survey 2018-2022	Candor village, New York	
With related children of the householder under 18 years	(X)	3.7%
With related children of the householder under 5 years only	(X)	-
Families with female householder, no spouse present	(X)	48.4%
With related children of the householder under 18 years	(X)	60.0%
With related children of the householder under 5 years only	(X)	-
All people	(X)	8.7%
Under 18 years	(X)	15.6%
Related children of the householder under 18 years	(X)	14.2%
Related children of the householder under 5 years	(X)	0.0%
Related children of the householder 5 to 17 years	(X)	15.9%
18 years and over	(X)	6.8%
18 to 64 years	(X)	6.9%
65 years and over	(X)	6.7%
People in families	(X)	8.5%
Unrelated individuals 15 years and over	(X)	9.1%

Table: ACSDP5Y2022.DP04


Selected Housing Characteristics			
American Community Survey 2018-2022	Candor village, New York		
Label	Estimate	Percent	
HOUSING OCCUPANCY			
Total housing units	464	464	
Occupied housing units	429	92.5%	
Vacant housing units	35	7.5%	
Homeowner vacancy rate	0.0	(X)	
Rental vacancy rate	2.4	(X)	
UNITS IN STRUCTURE			
Total housing units	464	464	
1-unit, detached	239	51.5%	
1-unit, attached	6	1.3%	
2 units	122	26.3%	
3 or 4 units	24	5.2%	
5 to 9 units	29	6.3%	
10 to 19 units	0	0.0%	
20 or more units	0	0.0%	
Mobile home	44	9.5%	
Boat, RV, van, etc.	0	0.0%	
YEAR STRUCTURE BUILT			
Total housing units	464	464	
Built 2020 or later	0	0.0%	
Built 2010 to 2019	0	0.0%	
Built 2000 to 2009	4	0.9%	
Built 1990 to 1999	17	3.7%	
Built 1980 to 1989	17	3.7%	
Built 1970 to 1979	21	4.5%	
Built 1960 to 1969	7	1.5%	
Built 1950 to 1959	48	10.3%	
Built 1940 to 1949	54	11.6%	
Built 1939 or earlier	296	63.8%	
ROOMS			
Total housing units	464	464	
1 room	5	1.1%	
2 rooms	21	4.5%	
3 rooms	43	9.3%	
4 rooms	29	6.3%	
5 rooms	95	20.5%	
6 rooms	92	19.8%	
7 rooms	28	6.0%	
8 rooms	32	6.9%	
9 rooms or more	119	25.6%	

Table: ACSDP5Y2022.DP04


Selected Housing Characteristics			
American Community Survey 2018-2022	Candor village, New York		
Median rooms	5.9	(X)	
BEDROOMS			
Total housing units	464	464	
No bedroom	5	1.1%	
1 bedroom	76	16.4%	
2 bedrooms	45	9.7%	
3 bedrooms	174	37.5%	
4 bedrooms	119	25.6%	
5 or more bedrooms	45	9.7%	
HOUSING TENURE			
Occupied housing units	429	429	
Owner-occupied	228	53.1%	
Renter-occupied	201	46.9%	
Average household size of owner-occupied unit	2.58	(X)	
Average household size of renter-occupied unit	1.35	(X)	
YEAR HOUSEHOLDER MOVED INTO UNIT			
Occupied housing units	429	429	
Moved in 2021 or later	25	5.8%	
Moved in 2018 to 2020	50	11.7%	
Moved in 2010 to 2017	114	26.6%	
Moved in 2000 to 2009	122	28.4%	
Moved in 1990 to 1999	66	15.4%	
Moved in 1989 and earlier	52	12.1%	
VEHICLES AVAILABLE			
Occupied housing units	429	429	
No vehicles available	17	4.0%	
1 vehicle available	117	27.3%	
2 vehicles available	167	38.9%	
3 or more vehicles available	128	29.8%	
HOUSE HEATING FUEL			
Occupied housing units	429	429	
Utility gas	250	58.3%	
Bottled, tank, or LP gas	8	1.9%	
Electricity	99	23.1%	
Fuel oil, kerosene, etc.	53	12.4%	
Coal or coke	10	2.3%	
Wood	6	1.4%	
Solar energy	0	0.0%	

Table: ACSDP5Y2022.DP04


Selected Housing Characteristics			
American Community Survey 2018-2022	Candor village, New York		
Other fuel	3		0.7%
No fuel used	0		0.0%
SELECTED CHARACTERISTICS			
Occupied housing units	429		429
Lacking complete plumbing facilities	0		0.0%
Lacking complete kitchen facilities	0		0.0%
No telephone service available	7		1.6%
OCCUPANTS PER ROOM			
Occupied housing units	429		429
1.00 or less	429		100.0%
1.01 to 1.50	0		0.0%
1.51 or more	0		0.0%
VALUE			
Owner-occupied units	228		228
Less than \$50,000	13		5.7%
\$50,000 to \$99,999	62		27.2%
\$100,000 to \$149,999	94		41.2%
\$150,000 to \$199,999	36		15.8%
\$200,000 to \$299,999	23		10.1%
\$300,000 to \$499,999	0		0.0%
\$500,000 to \$999,999	0		0.0%
\$1,000,000 or more	0		0.0%
Median (dollars)	113,400		(X)
MORTGAGE STATUS			
Owner-occupied units	228		228
Housing units with a mortgage	117		51.3%
Housing units without a mortgage	111		48.7%
SELECTED MONTHLY OWNER COSTS (SMOC)			
Housing units with a mortgage	117		117
Less than \$500	0		0.0%
\$500 to \$999	32		27.4%
\$1,000 to \$1,499	37		31.6%
\$1,500 to \$1,999	27		23.1%
\$2,000 to \$2,499	15		12.8%
\$2,500 to \$2,999	6		5.1%

Table: ACSDP5Y2022.DP04

Selected Housing Characteristics		United States® Census Bureau
American Community Survey 2018-2022	Candor village, New York	
\$3,000 or more	0	0.0%
Median (dollars)	1,375	(X)
Housing units without a mortgage	111	111
Less than \$250	0	0.0%
\$250 to \$399	11	9.9%
\$400 to \$599	39	35.1%
\$600 to \$799	55	49.5%
\$800 to \$999	4	3.6%
\$1,000 or more	2	1.8%
Median (dollars)	610	(X)
SELECTED MONTHLY OWNER COSTS AS A PERCENTAGE OF HOUSEHOLD INCOME (SMOCAPI)		
Housing units with a mortgage (excluding units where SMOCAPI cannot be computed)	117	117
Less than 20.0 percent	55	47.0%
20.0 to 24.9 percent	14	12.0%
25.0 to 29.9 percent	26	22.2%
30.0 to 34.9 percent	3	2.6%
35.0 percent or more	19	16.2%
Not computed	0	(X)
Housing unit without a mortgage (excluding units where SMOCAPI cannot be computed)	111	111
Less than 10.0 percent	58	52.3%
10.0 to 14.9 percent	11	9.9%
15.0 to 19.9 percent	24	21.6%
20.0 to 24.9 percent	8	7.2%
25.0 to 29.9 percent	2	1.8%
30.0 to 34.9 percent	0	0.0%
35.0 percent or more	8	7.2%
Not computed	0	(X)
GROSS RENT		
Occupied units paying rent	191	191
Less than \$500	3	1.6%
\$500 to \$999	177	92.7%

Table: ACSDP5Y2022.DP04

Selected Housing Characteristics		United States [®] Census Bureau	
American Community Survey 2018-2022	Candor village, New York		
\$1,000 to \$1,499	9		4.7%
\$1,500 to \$1,999	2		1.0%
\$2,000 to \$2,499	0		0.0%
\$2,500 to \$2,999	0		0.0%
\$3,000 or more	0		0.0%
Median (dollars)	805		(X)
No rent paid	10		(X)
GROSS RENT AS A PERCENTAGE OF HOUSEHOLD INCOME (GRAPI)			
Occupied units paying rent (excluding units where GRAPI cannot be computed)	191		191
Less than 15.0 percent	24		12.6%
15.0 to 19.9 percent	76		39.8%
20.0 to 24.9 percent	29		15.2%
25.0 to 29.9 percent	0		0.0%
30.0 to 34.9 percent	35		18.3%
35.0 percent or more	27		14.1%
Not computed	10		(X)

Table: ACSDP5Y2022.DP02

Selected Social Characteristics		United States® Census Bureau
American Community Survey 2018-2022	Candor village, New York	
Label	Estimate	Percent
HOUSEHOLDS BY TYPE		
Total households	429	429
Married-couple household	128	29.8%
With children of the householder under 18 years	52	12.1%
Cohabiting couple household	22	5.1%
With children of the householder under 18 years	11	2.6%
Male householder, no spouse/partner present	126	29.4%
With children of the householder under 18 years	0	0.0%
Householder living alone	100	23.3%
65 years and over	6	1.4%
Female householder, no spouse/partner present	153	35.7%
With children of the householder under 18 years	11	2.6%
Householder living alone	96	22.4%
65 years and over	58	13.5%
Households with one or more people under 18 years	83	19.3%
Households with one or more people 65 years and over	116	27.0%
Average household size	2.00	(X)
Average family size	3.00	(X)
RELATIONSHIP		
Population in households	859	859
Householder	429	49.9%
Spouse	119	13.9%
Unmarried partner	22	2.6%
Child	206	24.0%
Other relatives	29	3.4%
Other nonrelatives	54	6.3%
MARITAL STATUS		
Males 15 years and over	359	359
Never married	174	48.5%
Now married, except separated	150	41.8%

Table: ACSDP5Y2022.DP02

Selected Social Characteristics		United States® Census Bureau
American Community Survey 2018-2022	Candor village, New York	
Separated	3	0.8%
Widowed	5	1.4%
Divorced	27	7.5%
Females 15 years and over	353	353
Never married	93	26.3%
Now married, except separated	124	35.1%
Separated	41	11.6%
Widowed	51	14.4%
Divorced	44	12.5%
FERTILITY		
Number of women 15 to 50 years old who had a birth in the past 12 months	2	2
Unmarried women (widowed, divorced, and never married)	0	0.0%
Per 1,000 unmarried women	0	(X)
Per 1,000 women 15 to 50 years old	12	(X)
Per 1,000 women 15 to 19 years old	0	(X)
Per 1,000 women 20 to 34 years old	0	(X)
Per 1,000 women 35 to 50 years old	30	(X)
GRANDPARENTS		
Number of grandparents living with own grandchildren under 18 years	9	9
Grandparents responsible for grandchildren	4	44.4%
Years responsible for grandchildren		
Less than 1 year	0	0.0%
1 or 2 years	4	44.4%
3 or 4 years	0	0.0%
5 or more years	0	0.0%

Table: ACSDP5Y2022.DP02

Selected Social Characteristics		United States [®] Census Bureau
American Community Survey 2018-2022	Candor village, New York	
Number of grandparents responsible for own grandchildren under 18 years	4	4
Who are female	2	50.0%
Who are married	4	100.0%
SCHOOL ENROLLMENT		
Population 3 years and over enrolled in school	201	201
Nursery school, preschool	14	7.0%
Kindergarten	4	2.0%
Elementary school (grades 1-8)	97	48.3%
High school (grades 9-12)	48	23.9%
College or graduate school	38	18.9%
EDUCATIONAL ATTAINMENT		
Population 25 years and over	592	592
Less than 9th grade	2	0.3%
9th to 12th grade, no diploma	28	4.7%
High school graduate (includes equivalency)	155	26.2%
Some college, no degree	185	31.3%
Associate's degree	78	13.2%
Bachelor's degree	73	12.3%
Graduate or professional degree	71	12.0%
High school graduate or higher	562	94.9%
Bachelor's degree or higher	144	24.3%
VETERAN STATUS		
Civilian population 18 years and over	673	673
Civilian veterans	52	7.7%
DISABILITY STATUS OF THE CIVILIAN NONINSTITUTIONALIZED POPULATION		
Total Civilian Noninstitutionalized Population	859	859
With a disability	104	12.1%
Under 18 years	186	186

Table: ACSDP5Y2022.DP02

Selected Social Characteristics		United States [®] Census Bureau
American Community Survey 2018-2022	Candor village, New York	
With a disability	5	2.7%
18 to 64 years	524	524
With a disability	52	9.9%
65 years and over	149	149
With a disability	47	31.5%
RESIDENCE 1 YEAR AGO		
Population 1 year and over	857	857
Same house	767	89.5%
Different house (in the U.S. or abroad)	90	10.5%
Different house in the U.S.	90	10.5%
Same county	58	6.8%
Different county	32	3.7%
Same state	17	2.0%
Different state	15	1.8%
Abroad	0	0.0%
PLACE OF BIRTH		
Total population	859	859
Native	856	99.7%
Born in United States	849	98.8%
State of residence	619	72.1%
Different state	230	26.8%
Born in Puerto Rico, U.S. Island areas, or born abroad to American parent(s)	7	0.8%
Foreign born	3	0.3%
U.S. CITIZENSHIP STATUS		
Foreign-born population	3	3
Naturalized U.S. citizen	3	100.0%
Not a U.S. citizen	0	0.0%
YEAR OF ENTRY		
Population born outside the United States	10	10
Native	7	7
Entered 2010 or later	0	0.0%
Entered before 2010	7	100.0%
Foreign born	3	3
Entered 2010 or later	0	0.0%
Entered before 2010	3	100.0%
WORLD REGION OF BIRTH OF FOREIGN BORN		

Table: ACSDP5Y2022.DP02

Selected Social Characteristics		United States [®] Census Bureau
American Community Survey 2018-2022	Candor village, New York	
Foreign-born population, excluding population born at sea	3	3
Europe	0	0.0%
Asia	3	100.0%
Africa	0	0.0%
Oceania	0	0.0%
Latin America	0	0.0%
Northern America	0	0.0%
LANGUAGE SPOKEN AT HOME		
Population 5 years and over	840	840
English only	829	98.7%
Language other than English	11	1.3%
Speak English less than "very well"	2	0.2%
Spanish	2	0.2%
Speak English less than "very well"	2	0.2%
Other Indo-European languages	6	0.7%
Speak English less than "very well"	0	0.0%
Asian and Pacific Islander languages	0	0.0%
Speak English less than "very well"	0	0.0%
Other languages	3	0.4%
Speak English less than "very well"	0	0.0%
ANCESTRY		
Total population	859	859
American	70	8.1%
Arab	5	0.6%
Czech	0	0.0%
Danish	2	0.2%
Dutch	11	1.3%
English	127	14.8%
French (except Basque)	6	0.7%
French Canadian	0	0.0%
German	109	12.7%
Greek	6	0.7%

Table: ACSDP5Y2022.DP02

Selected Social Characteristics		United States [®] Census Bureau
American Community Survey 2018-2022	Candor village, New York	
Hungarian	0	0.0%
Irish	189	22.0%
Italian	85	9.9%
Lithuanian	0	0.0%
Norwegian	14	1.6%
Polish	21	2.4%
Portuguese	0	0.0%
Russian	0	0.0%
Scotch-Irish	0	0.0%
Scottish	16	1.9%
Slovak	0	0.0%
Subsaharan African	0	0.0%
Swedish	0	0.0%
Swiss	0	0.0%
Ukrainian	0	0.0%
Welsh	2	0.2%
West Indian (excluding Hispanic origin groups)	0	0.0%
COMPUTERS AND INTERNET USE		
Total households	429	429
With a computer	413	96.3%
With a broadband Internet subscription	331	77.2%